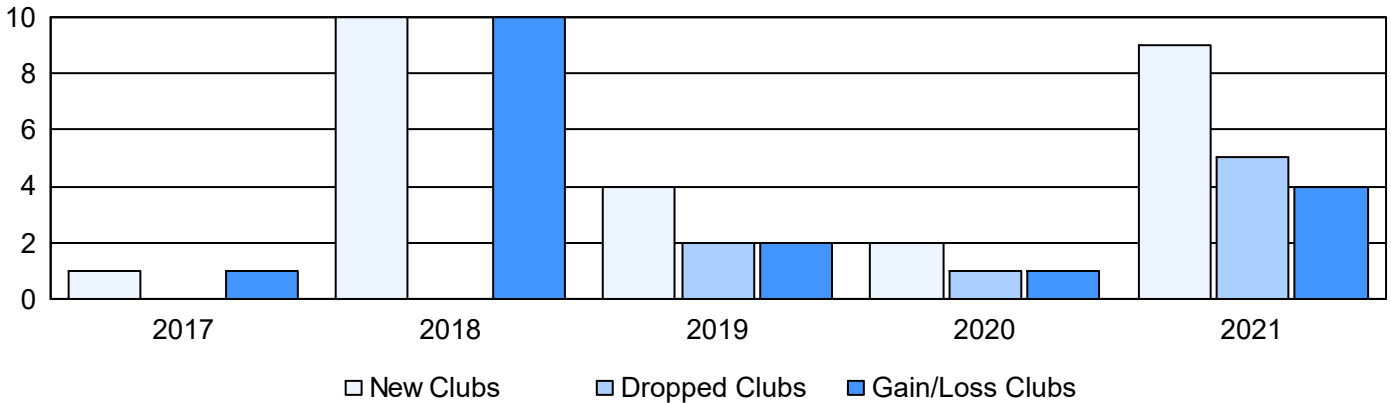
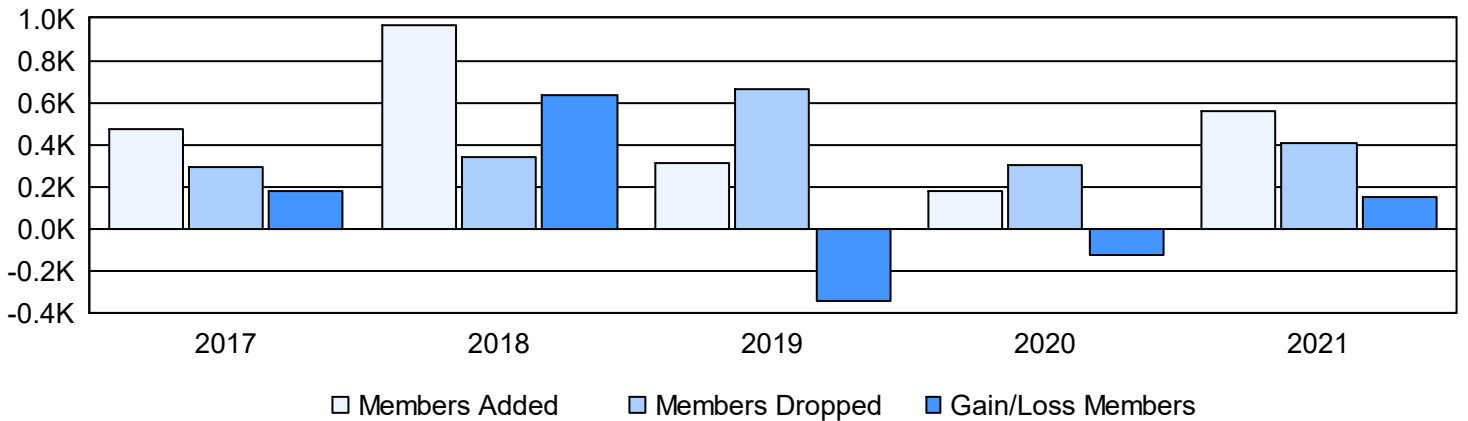


Year	New Clubs	Dropped Clubs	Gain/ Loss Clubs	New Members	Charter Members	Reinstate Members	Transfer Members	Total Member Added	Total Members Dropped	Gain/ Loss Members
2016-2017	1	0	1	411	30	17	12	470	288	182
2017-2018	10	0	10	635	304	9	18	966	335	631
2018-2019	4	2	2	162	113	30	8	313	662	-349
2019-2020	2	1	1	93	57	13	11	174	298	-124
2020-2021	9	5	4	300	235	10	16	561	410	151
Average	5	2	4	320	148	16	13	497	399	98

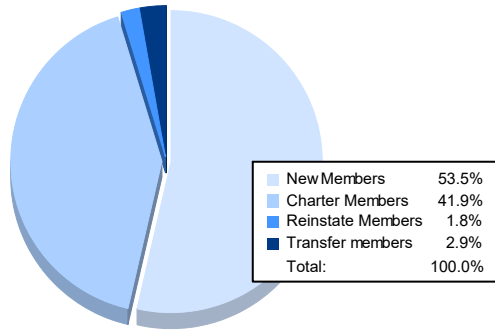
Clubs



Members



Membership Composition June 2021 Cumulative



Gender Composition June 2021 Cumulative

